

Series SX502


Alphanumeric large size displays



Presentation of information over long distances, visualization of process data, operator guidance in plain language - these are typical applications for the alphanumeric large size displays of the SX502 series.

A wide range of types with character heights from 33 up to 120 mm is available, from compact two-lined versions up to large-scale boards.

Technical perfection and innovative details are features of the SX502 series.



Readable one- or double-sided

The large size displays are offered either with a one- or a double-sided display. The versions with a double-sided display have a LED matrix on the front and on the rear side and show the same information on both sides.

Menu-guided parameterization

After opening the housing the menu display is visible inside the device. Operation modes, parameters and device functions are defined without the need of the main display to be visible – an operational convenience especially with large volume devices or at exposed installation sites.

Function inputs

The devices are equipped with PLC-compatible function inputs. They allow the activation of device functions such as flashing, blanking and reduction of the LED brightness (day/night mode) independent from the signals over the data interface.

Interfaces for industrial data communication

The large size displays support the interfaces for the industrial communication: field buses, network topologies, serial control, etc.



Easy mounting and installation

The front frame is locked with quick-action releases. When opening the unit the front frame hinges downward. Connectors, modules and controls are now directly accessible without disassembling housing parts. For large devices the front frame swings upward and is held by pneumatic springs.

Character sets and character heights

Character sets with different attributes are installed in the devices. The character heights are 7, 14 or 16 pixels. The pixel grid of the LED matrix is (depending on the unit version) 4.7 or 7.6 mm. This results in the following character heights:

Font	Acala 7	Acala 14	Acala 16
Pixel grid 4.7 mm (SX502-xxx/03/xx-xxx/xx-xx)	33 mm	66 mm	75 mm
Pixel grid 7.6 mm (SX502-xxx/05/xx-xxx/xx-xx)	50 mm	100 mm	120 mm

Text memory

Fixed texts are defined with an address in the internal text memory. Upon receipt of an address the corresponding text appears in the display. This operating mode is advantageous if recurring texts are displayed. Variable information such as current measured values, quantities or time and date can be displayed in the texts. A fixed text can also be used as initial text at power-on, e.g. "System trouble-free".

Individual line selection

In this operating mode several texts independently of one another, e.g. from different data sources, can be assigned to individual lines. Each line is considered as a stand-alone display and is selectively controlled. This operation mode is advantageous if the large size display as central master board shows cross-process information generated from different process areas.

Acala7
AaBbCcDdEe

Acala7 extended
AaBbCcDdEe

Acala7 proportional
AaBbCcDdEe

Acala14
AaBbCcDdEe

Acala14 condensed
AaBbCcDdEe

Acala14 extended
AaBbCcDdEe

Acala14 proportional
AaBbCcDdEe

Acala16
AaBbCcDdEe

Acala16 condensed
AaBbCcDdEe


Acala16 extended
AaBbCcDdEe





Standard units





Character height		2 x 20 characters ¹	2 x 40 characters ¹
33/66/75 mm	One-sided display	SX502-220/03/0x-100/0A-xx	SX502-240/03/0x-100/0A-xx
	Double-sided display	SX502-220/03/0x-200/3A-xx	SX502-240/03/0x-200/3A-xx ³
	Measures A x B x C	700 x 210 x 130 (240) ² mm	1270 x 300 x 130 (240) ² mm
50/100/120 mm	One-sided display	SX502-220/05/0x-100/0A-xx	SX502-240/05/0x-100/0A-xx
	Double-sided display	SX502-220/05/0x-200/3A-xx	SX502-240/05/0x-200/3A-xx
	Measures A x B x C	1040 x 250 x 130 (210) ² mm	1960 x 250 x 130 (210) ² mm



Character height		4 x 20 characters ¹	4 x 40 characters ¹
33/66/75 mm	One-sided display	SX502-420/03/0x-100/0A-xx	SX502-440/03/0x-100/0A-xx ³
	Double-sided display	SX502-420/03/0x-200/3A-xx ³	SX502-440/03/0x-200/3A-xx ⁴
	Measures A x B x C	700 x 300 x 130 (240) ² mm	1270 x 300 x 130 (240) ² mm
50/100/120 mm	One-sided display	SX502-420/05/0x-100/0A-xx	SX502-440/05/0x-100/0A-xx
	Double-sided display	SX502-420/05/0x-200/3A-xx ³	SX502-440/05/0x-200/3A-xx ³
	Measures A x B x C	1040 x 390 x 130 (210) ² mm	1960 x 390 x 130 (210) ² mm



Character height		6 x 20 characters ¹	6 x 40 characters ¹
33/66/75 mm	One-sided display	SX502-620/03/0x-100/0A-xx ³	SX502-640/03/0x-100/0A-xx ³
	Double-sided display	SX502-620/03/0x-200/3A-xx ⁴	SX502-640/03/0x-200/3A-xx ⁴
	Measures A x B x C	700 x 380 x 130 (240) ² mm	1270 x 380 x 130 (240) ² mm
50/100/120 mm	One-sided display	SX502-620/05/0x-100/0A-xx	SX502-640/05/0x-100/5A-xx ³
	Double-sided display	SX502-620/05/0x-200/3A-xx ³	SX502-640/05/0x-200/3A-xx ³
	Measures A x B x C	1040 x 530 x 130 (210) ² mm	2020 x 710 x 170 (270) ² mm



Character height		8 x 20 characters ¹	8 x 40 characters ¹
33/66/75 mm	One-sided display	SX502-820/03/0x-100/0A-xx ³	SX502-840/03/0x-100/0A-xx ³
	Double-sided display	SX502-820/03/0x-200/3A-xx ⁴	SX502-840/03/0x-200/3A-xx ⁴
	Measures A x B x C	720 x 490 x 130 (240) ² mm	1290 x 490 x 130 (240) ² mm
50/100/120 mm	One-sided display	SX502-820/05/0x-100/0A-xx ³	SX502-840/05/0x-100/5A-xx ³
	Double-sided display	SX502-820/05/0x-200/3A-xx ³	SX502-840/05/0x-200/3A-xx ³
	Measures A x B x C	1060 x 680 x 130 (210) ² mm	2020 x 850 x 170 (300) ² mm

¹ Applies to character set Acala 7

² Applies to units with double-sided display

³ Forced ventilated in connection with color-switchable LEDs

⁴ Forced ventilated

Data interface

Ethernet IP	SX502-xxx/xx/xx-xxx/xx-YE
Ethernet TCP/IP	SX502-xxx/xx/xx-xxx/xx-E0
Profinet	SX502-xxx/xx/xx-xxx/xx-YP
Profibus DP	SX502-xxx/xx/xx-xxx/xx-K0
Modbus RTU	SX502-xxx/xx/xx-xxx/xx-CM
Modbus TCP/IP	SX502-xxx/xx/xx-xxx/xx-YT
Interbus Cu	SX502-xxx/xx/xx-xxx/xx-YJ
RS485/RS232	SX502-xxx/xx/xx-xxx/xx-S0
BCD/binary	SX502-xxx/xx/xx-xxx/xx-P0

LED color

White	SX502-xxx/xx/xW-xxx/xx-xx
Red	SX502-xxx/xx/xR-xxx/xx-xx
Red/green/orange ¹	SX502-xxx/xx/xM-xxx/xx-xx
Red/yellow/green ²	SX502-xxx/xx/xN-xxx/xx-xx
Green ³	SX502-xxx/xx/xG-xxx/xx-xx
Yellow ³	SX502-xxx/xx/xY-xxx/xx-xx

¹ Switchable, only in connection with LEDs for indoor use

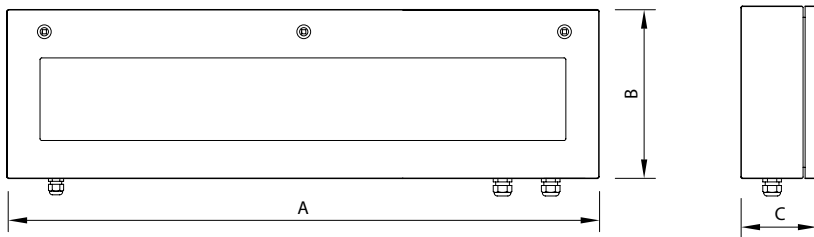
² Switchable, with increased luminosity, only in connection with LEDs for indoor use

³ Only in connection with LEDs for outdoor use

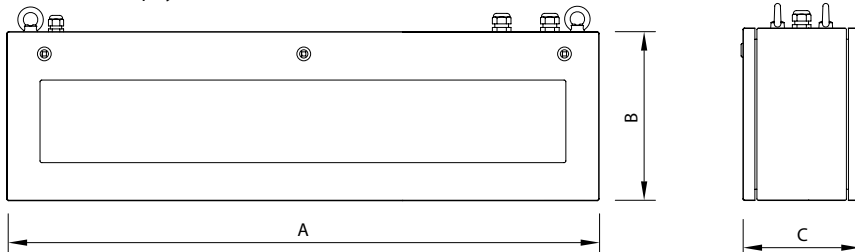
Options

LED for outdoor use	SX502-xxx/xx/2x-xxx/xx-xx
Housing with two-layer coating	SX502-xxx/xx/xx-x1x/xx-xx
Housing V2A (stainless steel), varnished	SX502-xxx/xx/xx-x2x/xx-xx
Housing V2A (stainless steel), brushed	SX502-xxx/xx/xx-x3x/xx-xx
Housing V4A (stainless steel), brushed	SX502-xxx/xx/xx-x5x/xx-xx
Protection type IP65	SX502-xxx/xx/xx-xx1/xx-xx
Protection type IP54 with climate control	SX502-xxx/xx/xx-xx2/xx-xx
Protection type IP54 with climate control and heating	SX502-xxx/xx/xx-xx4/xx-xx
Protective weather cover	SX502-xxx/xx/xx-xxx/xx-xx-1011

One-sided display



Double-sided display



Technical data

Power supply	230 V AC $\pm 15\%$, 50 Hz, optional 24 V DC $\pm 15\%$ or 115 V AC $\pm 15\%$, 60 Hz
Housing	Steel sheet, optional stainless steel, Varnishing RAL 5002 ultramarine blue/RAL 7035 light grey
Protection type	IP54, optional IP65

Detailed technical data see operating instructions.

www.siebert-group.com

GERMANY

Siebert Industrieelektronik GmbH
Siebertstrasse
D-66571 Eppelborn
Phone +49 6806 980-0
Fax +49 6806 980-999
info.de@siebert-group.com

FRANCE

Siebert France Sarl
4 rue de l'Abbé Louis Verdet
F-57200 Sarreguemines
Phone +33 3 87 98 63 68
Fax +33 3 87 98 63 94
info.fr@siebert-group.com

ITALY

Siebert Italia Srl
Via Galileo Galilei 2/A
I-39100 Bolzano (BZ)
Phone +39 0471 053 753
Fax +39 0471 053 754
info.it@siebert-group.com

THE NETHERLANDS

Siebert Nederland B.V.
Jadedreef 26
NL-7828 BH Emmen
Phone +31 591 633 444
Fax +31 591 633 125
info.nl@siebert-group.com

AUSTRIA

Siebert Österreich GmbH
Mooslackengasse 17
A-1190 Wien
Phone +43 1 890 63 86-0
Fax +43 1 890 63 86-99
info.at@siebert-group.com

SWITZERLAND

Siebert AG
Bützbergstrasse 2
CH-4912 Aarwangen
Phone +41 62 922 18 70
Fax +41 62 922 33 37
info.ch@siebert-group.com

INTERNATIONAL

Argentina, Australia, Czech Republic, China, Colombia, Denmark, Estonia, Finland, Great Britain, Hong Kong, India, Israel, Korea, Malaysia, Norway, Poland, Russia, Singapore, Spain, South Afrika, Turkey

Siebert®, LRD® and XC-Board® are registered trademarks of Siebert Industrieelektronik GmbH. All other product names mentioned herein may be trademarks or registered trademarks of their respective owners. All information and data included in this documentation is provided without guarantee and is subject to change at any time without prior notification. All illustrations shall be without obligation and cannot be considered binding. The products shown may contain optional equipment. Availability and technical specifications are subject to change without prior notice. All rights to this documentation are reserved. Our current terms and conditions of sale and delivery apply exclusively (see www.siebert-group.com, available upon request). 05-10.00.EN.0102