

Series S302/SX302

Numeric and alphanumeric large size displays




With technical perfection and innovative details the S302 series sets a standard for professional large size displays. The wide range of types covers devices with up to 8 digits, character heights from 57 to 250 mm and all common data interfaces.

The SX302 series comprises single line alphanumeric large size displays with character heights of 50 or 100 mm. They are suitable to display short information such as article number, registration number, etc.

Series S302

Numeric large size displays



Internal second display

After opening the housing a second display is visible. It shows the same values as the main display. There is no need for the main display to be visible during commissioning and parameterization – an operational convenience especially with large volume devices or at exposed installation sites.

In the menu mode a menu appears in the second display. Operation modes, parameters and device functions are defined in the menu. A fixed decimal point can be defined as well as if leading zeros are to be displayed or not to be displayed, or if a display test has to take place after power-on.



Interfaces for industrial communication

The large size displays support the interfaces for the industrial communication: field buses, network topologies, serial or parallel interfaces and also the control with analogue signals and impulses (counter).



Function inputs

The devices are equipped with PLC-compatible function inputs. They allow the activation of device functions such as flashing, blanking and reduction of the LED brightness independent from the signals over the data interface (except devices with parallel or Profibus interface).



Sensor supply

The devices have a voltage source to supply sensors or signalers (except devices with Profibus interface). The power source can also be used as H signal for the function inputs.

Readable one- or double-sided

The large size displays are offered either with a one- or a double-sided display. The versions with a double-sided display have a LED display and show the same information on both sides.

Switching outputs

The devices dispose of potential-free switching outputs. A command over the data interface generates a wiping impulse at the switching output. Devices with serial or Ethernet interface can automatically generate a wiping impulse on receipt of a data telegram. The wiping impulse is suitable for the controlling of optical or acoustical signalers to draw the attention to the change of information on the display (except devices with parallel or Profibus interface). Devices with analog or counting pulse input have switching outputs for the upper and lower limit value.



Ignoring of characters

If the characters to be displayed in the data telegram do not begin at the first position it is set in the menu how many preceding characters are to be ignored. Thus the user data can be selectively evaluated (for devices with serial data interface).

Extended character set

Among the digits the character set also contains the other letters and special characters which can be displayed with a 7-segment matrix (for devices with serial or fieldbus interface).





Standard units



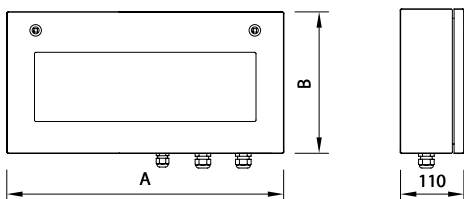
Character height		1 digit	2 digits	3 digits	4 digits
57 mm	One-sided display	—	S302-02/06/0x-100/0A-xx	S302-03/06/0x-100/0A-xx	S302-04/06/0x-100/0A-xx
	Double-sided display	—	S302-02/06/0x-200/3A-xx	S302-03/06/0x-200/3A-xx	S302-04/06/0x-200/3A-xx
	Measures A x B	—	300 ¹ x 185 mm	300 ¹ x 185 mm	300 ¹ x 185 mm
100 mm	One-sided display	S302-01/10/0x-100/0A-xx	S302-02/10/0x-100/0A-xx	S302-03/10/0x-100/0A-xx	S302-04/10/0x-100/0A-xx
	Double-sided display	S302-01/10/0x-200/3A-xx	S302-02/10/0x-200/3A-xx	S302-03/10/0x-200/3A-xx	S302-04/10/0x-200/3A-xx
	Measures A x B	330 x 245 mm	330 x 245 mm	480 x 245 mm	480 x 245 mm
160 mm	One-sided display	S302-01/16/0x-100/0A-xx	S302-02/16/0x-100/0A-xx	S302-03/16/0x-100/0A-xx	S302-04/16/0x-100/0A-xx
	Double-sided display	S302-01/16/0x-200/3A-xx	S302-02/16/0x-200/3A-xx	S302-03/16/0x-200/3A-xx	S302-04/16/0x-200/3A-xx
	Measures A x B	390 x 300 mm	390 x 300 mm	670 x 300 mm	670 x 300 mm
250 mm	One-sided display	S302-01/25/0x-100/0A-xx	S302-02/25/0x-100/0A-xx	S302-03/25/0x-100/0A-xx	S302-04/25/0x-100/0A-xx
	Double-sided display	S302-01/25/0x-200/3A-xx	S302-02/25/0x-200/3A-xx	S302-03/25/0x-200/3A-xx	S302-04/25/0x-200/3A-xx
	Measures A x B	570 x 400 mm	570 x 400 mm	1030 x 400 mm	1030 x 400 mm



Character height		5 digits	6 digits	7 digits	8 digits
57 mm	One-sided display	S302-05/06/0x-100/0A-xx	S302-06/06/0x-100/0A-xx	S302-07/06/0x-100/0A-xx	S302-08/06/0x-100/0A-xx
	Double-sided display	S302-05/06/0x-200/3A-xx	S302-06/06/0x-200/3A-xx	S302-07/06/0x-200/3A-xx	S302-08/06/0x-200/3A-xx
	Measures A x B	400 x 185 mm	400 x 185 mm	510 x 185 mm	510 x 185 mm
100 mm	One-sided display	S302-05/10/0x-100/0A-xx	S302-06/10/0x-100/0A-xx	S302-07/10/0x-100/0A-xx	S302-08/10/0x-100/0A-xx
	Double-sided display	S302-05/10/0x-200/3A-xx	S302-06/10/0x-200/3A-xx	S302-07/10/0x-200/3A-xx	S302-08/10/0x-200/3A-xx
	Abmessungen A x B	680 x 245 mm	680 x 245 mm	870 x 245 mm	870 x 245 mm
160 mm	One-sided display	S302-05/16/0x-100/0A-xx	S302-06/16/0x-100/0A-xx	S302-07/16/0x-100/0A-xx	—
	Double-sided display	S302-05/16/0x-200/3A-xx	S302-06/16/0x-200/3A-xx	S302-07/16/0x-200/3A-xx	—
	Measures A x B	960 x 300 mm	960 x 300 mm	1100 x 300 mm	—
250 mm	One-sided display	S302-05/25/0x-100/0A-xx	S302-06/25/0x-100/0A-xx	S302-07/25/0x-100/0A-xx	—
	Double-sided display	S302-05/25/0x-200/3A-xx	S302-06/25/0x-200/3A-xx	S302-07/25/0x-200/3A-xx	—
	Measures A x B	1500 x 400 mm	1500 x 400 mm	1730 x 400 mm	—

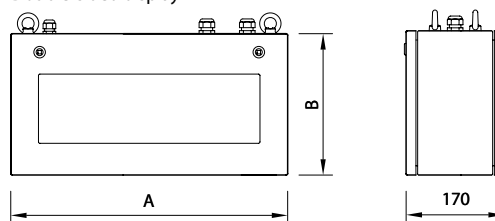
¹ 400 mm for units with Profibus interface

One-sided display



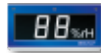
Dimensions in mm

Double-sided display





Stand units with dimension symbols



Character height		1 digit + dimension ²	2 digits + dimension ²	3 digits + dimension ²	4 digits + dimension ²
57 mm	One-sided display	—	S302-F2/06/0x-100/0A-xx	S302-F3/06/0x-100/0A-xx	S302-F4/06/0x-100/0A-xx
	Double-sided display	—	S302-F2/06/0x-200/3A-xx	S302-F3/06/0x-200/3A-xx	S302-F4/06/0x-200/3A-xx
	Measures A x B	—	300 ¹ x 185 mm	300 ¹ x 185 mm	400 x 185 mm
100 mm	One-sided display	S302-F1/10/0x-100/0A-xx	S302-F2/10/0x-100/0A-xx	S302-F3/10/0x-100/0A-xx	S302-F4/10/0x-100/0A-xx
	Double-sided display	S302-F1/10/0x-200/3A-xx	S302-F2/10/0x-200/3A-xx	S302-F3/10/0x-200/3A-xx	S302-F4/10/0x-200/3A-xx
	Measures A x B	330 x 245 mm	480 x 245 mm	480 x 245 mm	680 x 245 mm
160 mm	One-sided display	S302-F1/16/0x-100/0A-xx	S302-F2/16/0x-100/0A-xx	S302-F3/16/0x-100/0A-xx	S302-F4/16/0x-100/0A-xx
	Double-sided display	S302-F1/16/0x-200/3A-xx	S302-F2/16/0x-200/3A-xx	S302-F3/16/0x-200/3A-xx	S302-F4/16/0x-200/3A-xx
	Measures A x B	390 x 300 mm	670 x 300 mm	670 x 300 mm	960 x 300 mm
250 mm	One-sided display	S302-F1/25/0x-100/0A-xx	S302-F2/25/0x-100/0A-xx	S302-F3/25/0x-100/0A-xx	S302-F4/25/0x-100/0A-xx
	Double-sided display	S302-F1/25/0x-200/3A-xx	S302-F2/25/0x-200/3A-xx	S302-F3/25/0x-200/3A-xx	S302-F4/25/0x-200/3A-xx
	Measures A x B	570 x 400 mm	1030 x 400 mm	1030 x 400 mm	1500 x 400 mm



Character height		5 digits + dimension ²	6 digits + dimension ²	7 digits + dimension ²
57 mm	One-sided display	S302-F5/06/0x-100/0A-xx	S302-F6/06/0x-100/0A-xx	S302-F7/06/0x-100/0A-xx
	Double-sided display	S302-F5/06/0x-200/3A-xx	S302-F6/06/0x-200/3A-xx	S302-F7/06/0x-200/3A-xx
	Measures A x B	400 x 185 mm	510 x 185 mm	510 x 185 mm
100 mm	One-sided display	S302-F5/10/0x-100/0A-xx	S302-F6/10/0x-100/0A-xx	S302-F7/10/0x-100/0A-xx
	Double-sided display	S302-F5/10/0x-200/3A-xx	S302-F6/10/0x-200/3A-xx	S302-F7/10/0x-200/3A-xx
	Measures A x B	680 x 245 mm	870 x 245 mm	870 x 245 mm
160 mm	One-sided display	S302-F5/16/0x-100/0A-xx	S302-F6/16/0x-100/0A-xx	—
	Double-sided display	S302-F5/16/0x-200/3A-xx	S302-F6/16/0x-200/3A-xx	—
	Measures A x B	960 x 300 mm	1100 x 300 mm	—
250 mm	One-sided display	S302-F5/25/0x-100/0A-xx	S302-F6/25/0x-100/0A-xx	—
	Double-sided display	S302-F5/25/0x-200/3A-xx	S302-F6/25/0x-200/3A-xx	—
	Measures A x B	1500 x 400 mm	1730 x 400 mm	—

¹ 400 mm for units with Profibus interface

² Dimension symbols see table below

Dimension symbols

g	kg	t	kp	lb	$\frac{\text{kg}}{\text{min}}$	$\frac{\text{kg}}{\text{h}}$	$\frac{\text{g}}{\text{mm}^2}$	$\frac{\text{kg}}{\text{cm}^2}$	$\frac{\text{kg}}{\text{m}^2}$	$\frac{\text{kg}}{\text{m}^3}$	t/h	$\frac{\text{m}}{\text{s}}$	$\frac{\text{m}}{\text{h}}$	$\frac{\text{m}^2}{\text{h}}$	$\frac{\text{m}^3}{\text{min}}$	$\frac{\text{m}^3}{\text{h}}$	$\frac{\text{Nm}^3}{\text{h}}$	V	kV	VA	kVA	MVA	A
F101	F102	F103	F104	F105	F106	F107	F111	F112	F113	F114	F120	F227	F229	F233	F235	F236	F237	F303	F304	F308	F309	F310	F313
N	kN	l	$\frac{\text{l}}{\text{min}}$	l/s	l/h	mm	cm	m	km	mm²	cm²	Hz	kHz	W	kW	MW	kWh	MWh	S	min	h	$\frac{1}{\text{min}}$	$\frac{\text{Stk}}{\text{min}}$
F131	F132	F141	F143	F152	F154	F201	F202	F203	F204	F205	F206	F318	F319	F323	F324	F325	F331	F332	F402	F403	F404	F405	F407
m²	mm³	cm³	m³	$\frac{\text{mm}}{\text{s}}$	$\frac{\text{mm}}{\text{min}}$	$\frac{\text{mm}}{\text{h}}$	$\frac{\text{cm}}{\text{s}}$	$\frac{\text{cm}}{\text{min}}$	$\frac{\text{cm}}{\text{h}}$	$\frac{\text{m}}{\text{min}}$	$\frac{\text{km}}{\text{h}}$	$\frac{\text{Stk}}{\text{h}}$	rpm	%	%F	%rF	%rH	°C	ppm	bar	Pa	kPa	pH
F207	F208	F209	F210	F211	F212	F213	F214	F215	F216	F218	F220	F408	F416	F432	F433	F434	F435	F440	F441	F444	F445	F446	F447

Data interface

Ethernet TCP/IP	S302-xx/xx/xx-xxx/xx-E0
Profinet	S302-xx/xx/xx-xxx/xx-YR
Profibus DP	S302-xx/xx/xx-xxx/xx-K0
Modbus RTU	S302-xx/xx/xx-xxx/xx-M0
Modbus TCP/IP	S302-xx/xx/xx-xxx/xx-YT
DeviceNet	S302-xx/xx/xx-xxx/xx-YD
Interbus Cu	S302-xx/xx/xx-xxx/xx-YJ
RS485/RS232	S302-xx/xx/xx-xxx/xx-S0
20 mA TTY/RS232	S302-xx/xx/xx-xxx/xx-T0
BCD/binary	S302-xx/xx/xx-xxx/xx-P0 (1 to 6 characters)
Analog	S302-xx/xx/xx-xxx/xx-A0 (2 to 5 characters)
Counter	S302-xx/xx/xx-xxx/xx-Z0 (2 to 8 characters)

LED color

White ¹	S302-xx/xx/xW-xxx/xx-xx
Red	S302-xx/xx/xR-xxx/xx-xx
Red/green/orange ²	S302-xx/xx/xM-xxx/xx-xx
Green	S302-xx/xx/xG-xxx/xx-xx
Yellow	S302-xx/xx/xY-xxx/xx-xx

¹ Not in connection with character height 160 and 250 mm for indoor use

² Only in connection with character height 57 and 100 mm for indoor use

Options

LED for outdoor use	S302-xx/xx/2x-xxx/xx-xx
Housing with two-layer coating	S302-xx/xx/xx-x1x/xx-xx
Housing V2A (stainless steel), varnished	S302-xx/xx/xx-x2x/xx-xx
Housing V2A (stainless steel), brushed	S302-xx/xx/xx-x3x/xx-xx
Housing V4A (stainless steel), brushed	S302-xx/xx/xx-x5x/xx-xx
Protection type IP65	S302-xx/xx/xx-xx1/xx-xx
Protection type IP54 with climate control	S302-xx/xx/xx-xx2/xx-xx
Protection type IP54 with climate control and heating	S302-xx/xx/xx-xx4/xx-xx
Protective weather cover	S302-xx/xx/xx-xxx/xx-xx-1011
Power supply 24 V DC	S302-xx/xx/xx-xxx/xB-xx

Technical data

Power supply	230 V AC ±15 %, 50 Hz, optional 24 V DC ±15 % or 115 V AC ±15 %, 60 Hz
Housing	Steel sheet, optional stainless steel, Varnishing RAL 5002 ultramarine blue/RAL 7035 light grey
Protection type	IP54, optional IP65
Detailed technical data see operating instructions.	

Series SX302

Alphanumeric large size displays



Readable one- or double-sided

The large size displays are offered either with a one- or a double-sided display. The versions with a double-sided display have a LED matrix on the front and on the rear side and show the same information on both sides.


Interfaces for industrial data communication

The large size displays support the interfaces for the industrial communication: field buses, network topologies, serial control, etc.

Innovative details

The devices dispose of potential-free switching outputs and PLC compatible function inputs (except devices with Profibus interface). The parameterization of the devices is carried out in a menu which is shown on an internal display.

In connection with a serial data interface proceeding characters can be ignored in the data telegram to selectively evaluate the user data.





Standard units



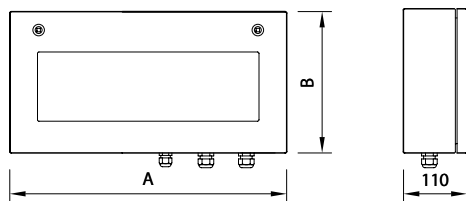
Character height		1 character	2 characters	3 characters	4 characters
50 mm	One-sided display	—	SX302-02/05/0x-100/0A>xx	SX302-03/05/0x-100/0A>xx	SX302-04/05/0x-100/0A>xx
	Double-sided display	—	SX302-02/05/0x-200/3A>xx	SX302-03/05/0x-200/3A>xx	SX302-04/05/0x-200/3A>xx
	Measures A x B	—	300 ¹ x 185 mm	300 ¹ x 185 mm	300 ¹ x 185 mm
100 mm	One-sided display	SX302-01/10/0x-100/0A>xx	SX302-02/10/0x-100/0A>xx	SX302-03/10/0x-100/0A>xx	SX302-04/10/0x-100/0A>xx
	Double-sided display	SX302-01/10/0x-200/3A>xx	SX302-02/10/0x-200/3A>xx	SX302-03/10/0x-200/3A>xx	SX302-04/10/0x-200/3A>xx
	Measures A x B	330 x 245 mm	330 x 245 mm	480 x 245 mm	480 x 245 mm



Character height		5 characters	6 characters	7 characters	8 characters
50 mm	One-sided display	SX302-05/05/0x-100/0A>xx	SX302-06/05/0x-100/0A>xx	SX302-07/05/0x-100/0A>xx	SX302-08/05/0x-100/0A>xx
	Double-sided display	SX302-05/05/0x-200/3A>xx	SX302-06/05/0x-200/3A>xx	SX302-07/05/0x-200/3A>xx	SX302-08/05/0x-200/3A>xx
	Measures A x B	400 x 185 mm	400 x 185 mm	510 x 185 mm	510 x 185 mm
100 mm	One-sided display	SX302-05/10/0x-100/0A>xx	SX302-06/10/0x-100/0A>xx	SX302-07/10/0x-100/0A>xx	SX302-08/10/0x-100/0A>xx
	Double-sided display	SX302-05/10/0x-200/3A>xx	SX302-06/10/0x-200/3A>xx	SX302-07/10/0x-200/3A>xx	SX302-08/10/0x-200/3A>xx
	Measures A x B	680 x 245 mm	680 x 245 mm	870 x 245 mm	870 x 245 mm

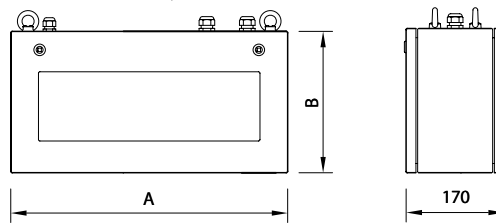
¹ 400 mm for units with Profibus interface

One-sided display



Dimensions in mm

Double-sided display



Data interface

Ethernet TCP/IP	SX302-xx/xx/xx-xxx/xx-E0
Profinet	SX302-xx/xx/xx-xxx/xx-YR
Profibus DP	SX302-xx/xx/xx-xxx/xx-K0
Modbus RTU	SX302-xx/xx/xx-xxx/xx-M0
Modbus TCP/IP	SX302-xx/xx/xx-xxx/xx-YT
DeviceNet	SX302-xx/xx/xx-xxx/xx-YD
Interbus Cu	SX302-xx/xx/xx-xxx/xx-YJ
RS485/RS232	SX302-xx/xx/xx-xxx/xx-S0
20 mA TTY/RS232	SX302-xx/xx/xx-xxx/xx-T0

LED color

Red	SX302-xx/xx/xR-xxx/xx-xx
Green	SX302-xx/xx/xG-xxx/xx-xx

Options

Housing with two-layer coating	SX302-xx/xx/xx-x1x/xx-xx
Housing V2A (stainless steel), varnished	SX302-xx/xx/xx-x2x/xx-xx
Housing V2A (stainless steel), brushed	SX302-xx/xx/xx-x3x/xx-xx
Housing V4A (stainless steel), brushed	SX302-xx/xx/xx-x5x/xx-xx
Protection type IP65	SX302-xx/xx/xx-xx1/xx-xx
Protection type IP54 with climate control	SX302-xx/xx/xx-xx2/xx-xx
Protection type IP54 with climate control and heating	SX302-xx/xx/xx-xx4/xx-xx
Protective weather cover	SX302-xx/xx/xx-xxx/xx-xx-1011
Power supply 24 V DC	SX302-xx/xx/xx-xxx/xB-xx

Technical data

Power supply	230 V AC ±15 %, 50 Hz, optional 24 V DC ±15 % or 115 V AC ±15 %, 60 Hz
Housing	Steel sheet, optional stainless steel, Varnishing RAL 5002 ultramarine blue/RAL 7035 light grey
Protection type	IP54, optional IP65
Detailed technical data see operating instructions.	

GERMANY
Siebert Industrieelektronik GmbH
Siebertstrasse
D-66571 Eppelborn
Phone +49 6806 980-0
Fax +49 6806 980-999
info.de@siebert-group.com

FRANCE
Siebert France Sarl
4 rue de l'Abbé Louis Verdet
F-57200 Sarreguemines
Phone +33 3 87 98 63 68
Fax +33 3 87 98 63 94
info.fr@siebert-group.com

ITALY
Siebert Italia Srl
Via Galileo Galilei 2/A
I-39100 Bolzano (BZ)
Phone +39 0471 053 753
Fax +39 0471 053 754
info.it@siebert-group.com

THE NETHERLANDS
Siebert Nederland B.V.
Jadedreef 26
NL-7828 BH Emmen
Phone +31 591 633 444
Fax +31 591 633 125
info.nl@siebert-group.com

AUSTRIA
Siebert Österreich GmbH
Mooslackengasse 17
A-1190 Wien
Phone +43 1 890 63 86-0
Fax +43 1 890 63 86-99
info.at@siebert-group.com

SWITZERLAND
Siebert AG
Bützbergstrasse 2
CH-4912 Aarwangen
Phone +41 62 922 18 70
Fax +41 62 922 33 37
info.ch@siebert-group.com

INTERNATIONAL

Argentina, Australia, Czech Republic, China, Colombia, Denmark, Estonia, Finland, Great Britain, Hong Kong, Island, Israel, Korea, Malaysia, Norway, Poland, Russia, Singapore, Spain, South Afrika, Turkey

Siebert®, LRD® and XC-Board® are registered trademarks of Siebert Industrieelektronik GmbH. All other product names mentioned herein may be trademarks or registered trademarks of their respective owners. All information and data included in this documentation is provided without guarantee and is subject to change at any time without prior notification. All illustrations shall be without obligation and cannot be considered binding. The products shown may contain optional equipment. Availability and technical specifications are subject to change without prior notice. All rights to this documentation are reserved. Our current terms and conditions of sale and delivery apply exclusively (see www.siebert-group.com, available upon request). 03-10.00.EN.0101