

Series S202/SX202

Panel mount digital displays








The digital displays of the S202 and SX202 series are designed for installation in front panels or for switch panel mounting. With character heights of 57 mm for the numeric and 30 or 50 mm for the alphanumeric versions they are also well readable from further distances.

Series S202


Units with numeric display



Standard units

			
Character height 57 mm	2 digits	3 digits	4 digits
Type designation	S202-02/06/0R-001/0B-N0	S202-03/06/0x-001/0B-N0	S202-04/06/0x-001/0B-N0
Measures A x B	144 x 96 mm	192 x 96 mm	240 x 96 mm

		
Character height 57 mm	5 digits	6 digits
Type designation	S202-05/06/0x-001/0B-N0	S202-06/06/0x-001/0B-N0
Measures A x B	288 x 96 mm	336 x 96 mm

Stand units with dimension symbols

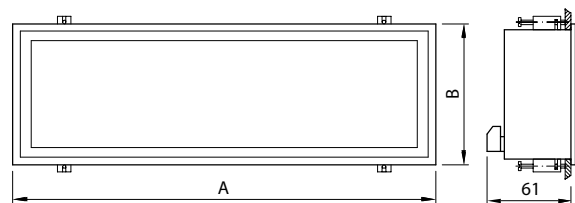
			
Character height 57 mm	2 digits + dimension¹	3 digits + dimension¹	4 digits + dimension¹
Type designation	S202-F2/06/0R-001/0B-N0	S202-F3/06/0x-001/0B-N0	S202-F4/06/0x-001/0B-N0
Measures A x B	192 x 96 mm	240 x 96 mm	288 x 96 mm

		
Character height 57 mm	5 digits + dimension¹	6 digits + dimension¹
Type designation	S202-F5/06/0x-001/0B-N0	S202-F6/06/0x-001/0B-N0
Measures A x B	336 x 96 mm	384 x 96 mm

¹ Dimension symbols see table on page 3

Technical data

Power supply	24 V DC ±15 %, galvanically isolated, protected against reversed polarity
Protection type	IP65 front
Connecting technology	Plug-in screw-type terminals, Profibus 9-pin sub-D socket
Detailed technical data see operating instructions.	



Dimensions in mm

LED color

Red	S202-xx/xx/xR-xxx/xx-xx
Green	S202-xx/xx/xG-xxx/xx-xx



Second display on the back of the unit

On the back side of the unit a second display shows the same values as the main display. There is no need for the main display to be visible during commissioning and parameterization.

In the menu mode a menu appears in the second display. Operation modes, parameters and device functions are defined in the menu. You can also define a fixed decimal point, if leading zeros are to be displayed or not to be displayed or if a display test has to take place after power-on.



Switching outputs

Units with analog or counting pulse inputs have potential-free switching outputs. The switching points are to be set in the menu.

Extended character set

Among the digits the character set also contains letters and special characters which can be displayed with a 7-segment matrix (applies to devices with serial or fieldbus interface).

Data interface

Profibus DP	S202-xx/xx/xx-xxx/xx-K0
Modbus RTU	S202-xx/xx/xx-xxx/xx-M0
RS485/RS232	S202-xx/xx/xx-xxx/xx-S0
20 mA TTY/RS232	S202-xx/xx/xx-xxx/xx-T0
BCD/binary	S202-xx/xx/xx-xxx/xx-P0 (2 to 5 characters)
Analog	S202-xx/xx/xx-xxx/xx-A0 (2 to 5 characters)
Counter	S202-xx/xx/xx-xxx/xx-Z0

Sensor supply

The units have a voltage source to supply the sensors or signalers (applies to devices with analog, parallel or counting pulse input).

Dimension symbols

g	kg	t	kp	lb	$\frac{\text{kg}}{\text{min}}$	$\frac{\text{kg}}{\text{h}}$	$\frac{\text{g}}{\text{mm}^2}$	$\frac{\text{kg}}{\text{cm}^2}$	$\frac{\text{kg}}{\text{m}^2}$	$\frac{\text{kg}}{\text{m}^3}$	t/h
F101	F102	F103	F104	F105	F106	F107	F111	F112	F113	F114	F120
N	kN	l	$\frac{\text{l}}{\text{min}}$	l/s	l/h	mm	cm	m	km	mm²	cm²
F131	F132	F141	F143	F152	F154	F201	F202	F203	F204	F205	F206
m²	mm³	cm³	m³	$\frac{\text{mm}}{\text{s}}$	$\frac{\text{mm}}{\text{min}}$	$\frac{\text{mm}}{\text{h}}$	$\frac{\text{cm}}{\text{s}}$	$\frac{\text{cm}}{\text{min}}$	$\frac{\text{cm}}{\text{h}}$	$\frac{\text{m}}{\text{min}}$	$\frac{\text{km}}{\text{h}}$
F207	F208	F209	F210	F211	F212	F213	F214	F215	F216	F218	F220
$\frac{\text{m}}{\text{s}}$	$\frac{\text{m}}{\text{h}}$	$\frac{\text{m}^2}{\text{h}}$	$\frac{\text{m}^3}{\text{min}}$	$\frac{\text{m}^3}{\text{h}}$	$\frac{\text{Nm}^3}{\text{h}}$	V	kV	VA	kVA	MVA	A
F227	F229	F233	F235	F236	F237	F303	F304	F308	F309	F310	F313
Hz	kHz	W	kW	MW	kWh	MWh	S	min	h	$\frac{1}{\text{min}}$	$\frac{\text{Stk}}{\text{min}}$
F318	F319	F323	F324	F325	F331	F332	F402	F403	F404	F405	F407
$\frac{\text{Stk}}{\text{h}}$	rpm	%	%F	%rF	%rH	°C	ppm	bar	Pa	kPa	pH
F408	F416	F432	F433	F434	F435	F440	F441	F444	F445	F446	F447



Series SX202

Displays for alphanumeric character representation

Standard units



Character height 30 mm	8 characters	12 characters	16 characters
Type designation	SX202-08/03/0x-001/0B-xx	SX202-12/03/0x-001/0B-xx	SX202-16/03/0x-001/0B-xx
Measures A x B	264 x 96 mm	384 x 96 mm	480 x 96 mm



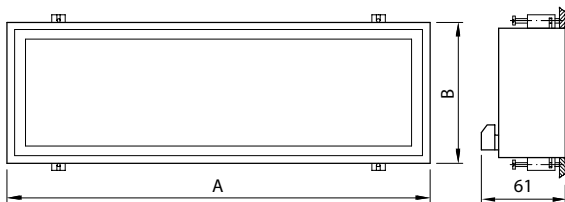
Character height 30 mm	20 characters	24 characters
Type designation	SX202-20/03/0x-001/0B-xx	SX202-24/03/0x-001/0B-xx
Measures A x B	600 x 96 mm	696 x 96 mm



Character height 50 mm	4 characters	6 characters	8 characters
Type designation	SX202-04/05/0x-001/0B-xx	SX202-06/05/0x-001/0B-xx	SX202-08/05/0x-001/0B-xx
Measures A x B	240 x 96 mm	336 x 96 mm	432 x 96 mm



Character height 50 mm	12 characters	16 characters
Type designation	SX202-12/05/0x-001/0B-xx	SX202-16/05/0x-001/0B-xx
Measures A x B	624 x 96 mm	816 x 96 mm



Dimensions in mm



Menu-guided parameterization

Operation modes, parameters and device functions are defined in the menu. The menu appears on the back of the unit in a separate display. There is no need of the main display to be visible during parameterization.

Data interface

Profibus DP	SX202-xx/xx/xx-xxx/xx-K0
Modbus RTU	SX202-xx/xx/xx-xxx/xx-M0
RS485/RS232	SX202-xx/xx/xx-xxx/xx-S0
20mATTY/RS232	SX202-xx/xx/xx-xxx/xx-T0

LED color

Red	SX202-xx/xx/xR-xxx/xx-xx
Green	SX202-xx/xx/xG-xxx/xx-xx

Technical data

Power supply	24 V DC \pm 15 %, galvanically isolated, protected against reversed polarity
Protection type	IP65 front
Connecting technology	plug-in screw-type terminals, Profibus 9-pin sub-D socket

Detailed technical data see operating instructions.

www.siebert-group.com

GERMANY

Siebert Industrieelektronik GmbH
Siebertstrasse
D-66571 Eppelborn
Phone +49 6806 980-0
Fax +49 6806 980-999
info.de@siebert-group.com

FRANCE

Siebert France Sarl
4 rue de l'Abbé Louis Verdet
F-57200 Sarreguemines
Phone +33 3 87 98 63 68
Fax +33 3 87 98 63 94
info.fr@siebert-group.com

ITALY

Siebert Italia Srl
Via Galileo Galilei 2/A
I-39100 Bolzano (BZ)
Phone +39 0471 053 753
Fax +39 0471 053 754
info.it@siebert-group.com

THE NETHERLANDS

Siebert Nederland B.V.
Jadedreef 26
NL-7828 BH Emmen
Phone +31 591 633 444
Fax +31 591 633 125
info.nl@siebert-group.com

AUSTRIA

Siebert Österreich GmbH
Simmeringer Hauptstrasse 24
A-1110 Wien
Phone +43 1 740 401 53
info.at@siebert-group.com

SWITZERLAND

Siebert AG
Bützbergstrasse 2
CH-4912 Aarwangen
Phone +41 62 922 18 70
Fax +41 62 922 33 37
info.ch@siebert-group.com

INTERNATIONAL

Argentina, Australia, China, Colombia, Czech Republic, Denmark, Estonia, Finland, Hong Kong, Iceland, India, Israel, Korea, Malaysia, Mexico, Norway, Poland, Singapore, Slovenia, South Africa, Spain, Turkey, United Kingdom

Siebert®, LRD® and XC-Board® are registered trademarks of Siebert Industrieelektronik GmbH. All other product names mentioned herein may be trademarks or registered trademarks of their respective owners. All information and data included in this documentation is provided without guarantee and is subject to change at any time without prior notification. All illustrations shall be without obligation and cannot be considered binding. The products shown may contain optional equipment. Availability and technical specifications are subject to change without prior notice. All rights to this documentation are reserved. Our current terms and conditions of sale and delivery apply exclusively (see www.siebert-group.com, available upon request). 02-10.00.EN.0102